

FIRST QUARTER 2026 RESULTS

May 20, 2026



Forward looking statements

This press release contains forward-looking statements (as defined in Section 21E of the Securities Exchange Act of 1934, as amended) which reflect management's current expectations, estimates and projections about its operations. All statements, other than statements of historical facts, that address activities and events that will, should, could or may occur in the future are forward-looking statements. Words such as "if," "subject to," "believe," "assuming," "anticipate," "intend," "estimate," "forecast," "project," "plan," "potential," "will," "may," "should," "expect," "could," "would," "predict," "propose," "continue," or the negative of these terms and similar expressions are intended to identify such forward-looking statements. These statements are not guarantees of future performance and are based upon various assumptions, many of which are based, in turn, upon further assumptions, including without limitation, management's examination of historical operating trends, data contained in our records and other data available from third parties. Although we believe that these assumptions were reasonable when made, because these assumptions are inherently subject to significant uncertainties and contingencies which are difficult or impossible to predict and are beyond our control, we cannot assure you that we will achieve or accomplish these expectations, beliefs or projections. Therefore, actual outcomes and results may differ materially from what is expressed or forecasted in such forward-looking statements. You should not place undue reliance on these forward-looking statements, which speak only as of the date of this press release. Unless legally required, Golar undertakes no obligation to update publicly any forward-looking statements whether as a result of new information, future events or otherwise. Other important factors that could cause

actual results to differ materially from those in the forward-looking statements include but are not limited to:

our ability to fulfil our obligations under our commercial agreements, including the Liquefaction Tolling Agreement (the "LTA") for the FLNG Hilli Episeyo ("FLNG Hilli") and the 20-year Lease and Operate Agreement (the "LOA") for the FLNG Gimi ("FLNG Gimi"); our ability to perform under our agreements with Southern Energy S.A. ("SESA") for the deployment of FLNG Hilli and MKII FLNG ("MKII FLNG") in Argentina, including the timely completion of redeployment, conversion and commissioning activities, as well as SESA's ability to meet its commitments to us; our ability to complete the MKII conversion and FLNG Hilli refurbishment in a timely manner and within budget; any failure of shipyards to comply with work standards, project schedules, performance specifications or agreed prices; an increase in tax liabilities in the jurisdictions where we are currently operating, have previously operated or expect to operate; our ability to obtain additional financing or refinance existing debt on acceptable terms or at all; The outcome and timing of the Company's strategic review process, including the possibility that the review may not result in any transaction, strategic alternative, or other outcome; the potential for disruption to operations, commercial activities, financings or relationships during the review process; the ability to identify and execute transactions or structural alternatives that enhance shareholder value or accelerate the FLNG growth pipeline; market, regulatory, financing, and counterparty conditions affecting any potential transaction; and costs, opportunity costs, management distraction, or other uncertainties associated with the process; global

economic trends, competition, and geopolitical risks, including actions by the U.S. government, trade tensions or conflicts such as those between the U.S. and China or the U.S. and Iran, related sanctions, and the potential effects of any Russia-Ukraine or U.S.-Iran peace settlement on liquefied natural gas ("LNG") supply and demand; continuing volatility in the global financial markets, including commodity prices, foreign exchange rates, interest rates and global trade policy; changes in general domestic and international political conditions, particularly where we operate, or where we seek to operate; changes in our ability to retrofit vessels as FLNGs, including the availability of donor vessels to purchase, lead times for critical components and the time it takes to build new vessels; any material decline or prolonged weakness in tolling rates for FLNGs; any failure of our contract counterparties to comply with their agreements with us or other key project stakeholders; continuing uncertainty resulting from potential future claims from our counterparties of purported force majeure under contractual arrangements, including our future projects and other contracts to which we are a party; our ability to close potential future transactions in relation to equity interests in our vessels or to monetize our remaining investments on a timely basis or at all; increases in operating costs as a result of inflation or trade policy, including salaries and wages, insurance, crew and related costs, repairs and maintenance and spares; claims made or losses incurred in connection with our continuing obligations; the ability of certain parties to meet their respective obligations to us, including indemnification obligations; changes to rules and regulations applicable to FLNGs or other parts of the natural gas and LNG supply chain; rules on climate-related disclosures promulgated by the European Union,

including but not limited to disclosure of certain climate-related risks and financial impacts, as well as greenhouse gas emissions; actions taken by regulatory authorities that may prohibit the access of FLNGs to various ports and locations; and other factors listed from time to time in registration statements, reports or other materials that we have filed with or furnished to the Commission, including our annual report on Form 20-F for the year ended December 31, 2025, filed with the U.S. Securities and Exchange Commission ("U.S. SEC") on March 26, 2026 (the "2025 Annual Report").

As a result, you are cautioned not to rely on any forward-looking statements. Actual results may differ materially from those expressed or implied by such forward-looking statements. The Company undertakes no obligation to publicly update or revise any forward-looking statements, whether as a result of new information, future events or otherwise unless required by law.



Golar LNG: Market-leading LNG infrastructure provider

FLNG ASSET PORTFOLIO

FLNG ASSETS ON THE WATER



FLNG HILLI - MKI (2.4mtpa)

- Operational – Cameroon until Q3 2026
- Secured 20-year redeployment contract in Argentina



FLNG GIMI - MKI (2.7mtpa)

- Operational – Mauritania/Senegal until Q2 2045

FLNG UNDER CONSTRUCTION



MKII FLNG - MKII (3.5mtpa)

- Under conversion for Q4 2027 delivery
- Secured 20-year contract in Argentina

FLNG GROWTH DESIGNS



MKI design (up to 2.7mtpa)



MKII design (up to 3.5mtpa)



MKIII design (up to 5.4mtpa)

KEY FIGURES

\$5.7BN

Market Cap²

\$1.0BN

Total Golar Cash¹

\$1.7BN

Net interest-bearing debt (NIBD)³

~\$17BN

Golar's Adjusted EBITDA Backlog^{1,4}

\$274M

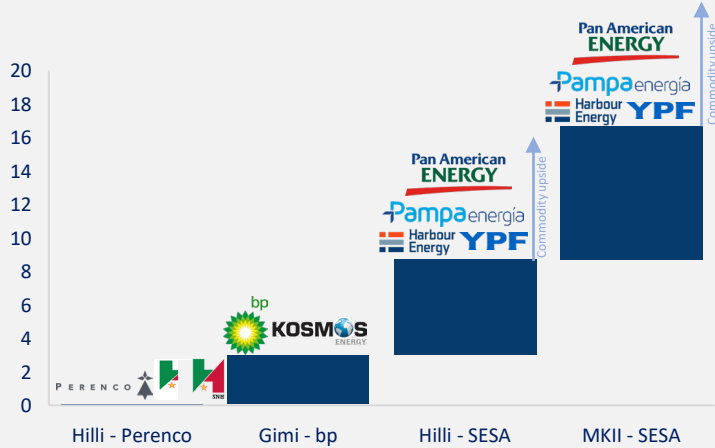
Golar's LTM Adjusted EBITDA^{1,5}

\$800M

Golar's fully delivered Run-Rate Adjusted EBITDA (2028)^{1,6}

Global energy market disruption enhances Golar's core value drivers

\$17bn in Golar's Adjusted EBITDA backlog^{1,4}

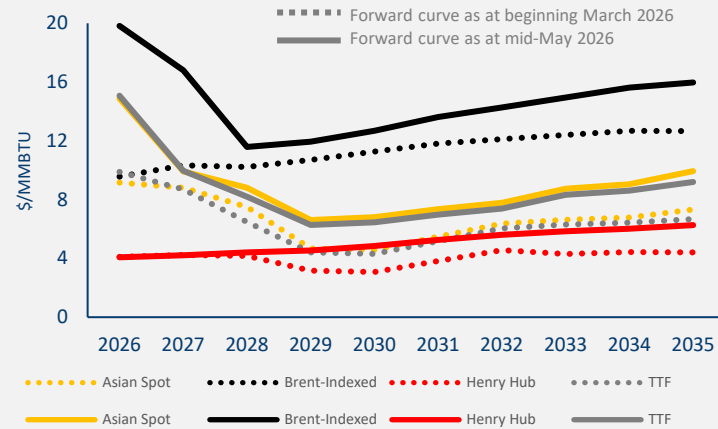


\$17bn of Adjusted EBITDA backlog^{1,4}, before commodity upside and inflationary adjustment

Value of backlog increasing as we get closer to all assets in operation

Inflation adjustment of 30% of U.S. CPI for both SESA FLNG charters

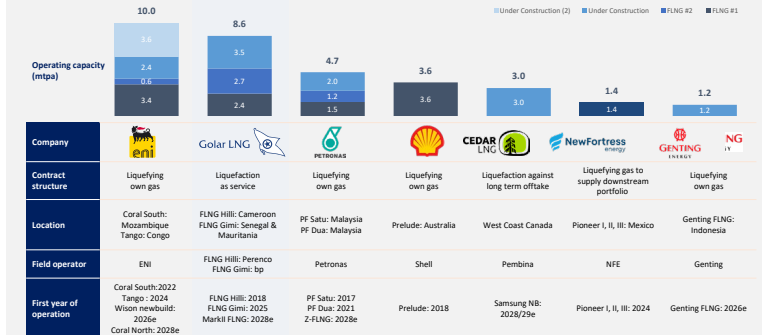
Commodity exposure



Every \$ 1/MMBTU above \$8/MMBTU equals Up to \$100 million upside p.a.

YTD increase of current and forward prices of LNG offtake indices increase the value of our commodity exposure by approximately \$200-\$500m/year for the first 3 years of SESA operations (forward curve less liquid into 2030s)

Strategic value of platform



The only proven provider of FLNG as a service, opening new markets to LNG exports

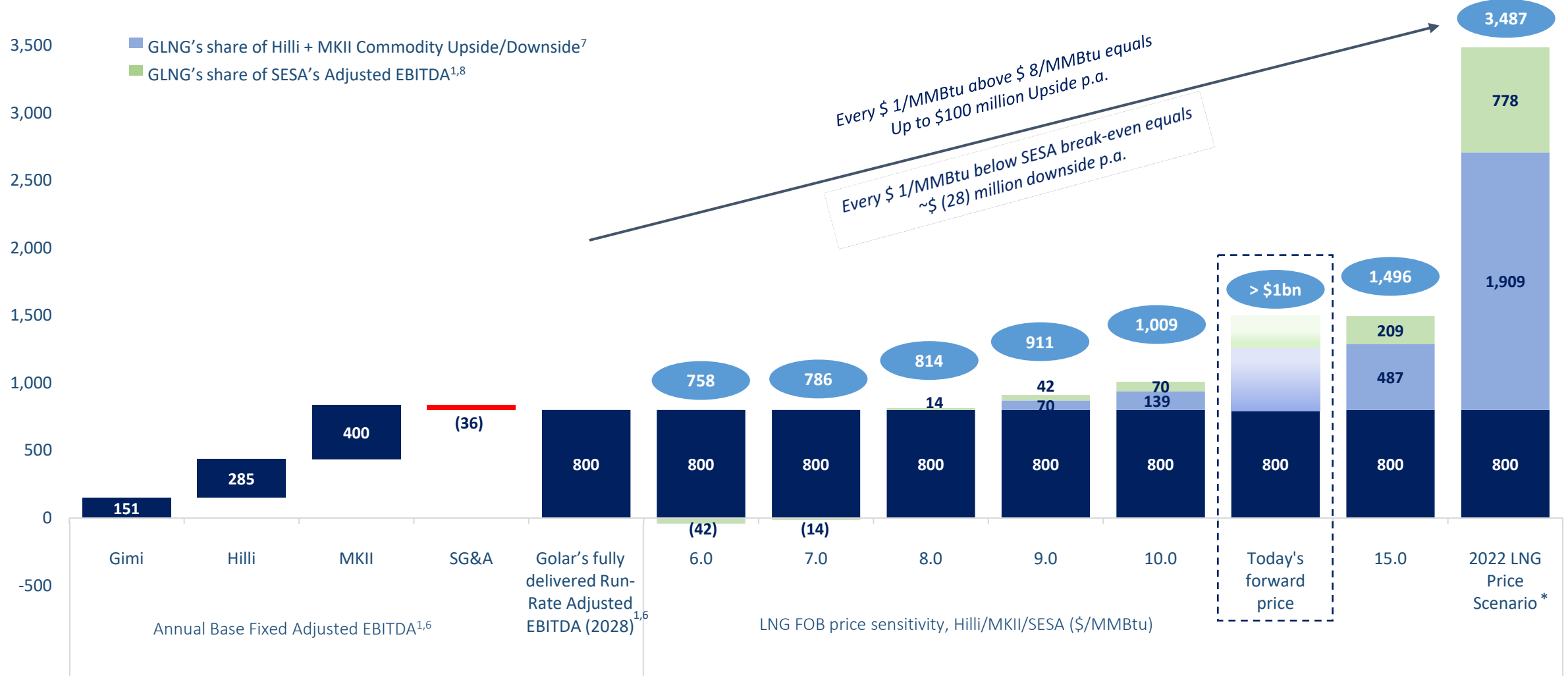
Market leading capex/ton, operational track record and retainage

Target to order 4th FLNG within 2026, and to add 1+ FLNG per year to cater for industry recognition of competitiveness of FLNG developments



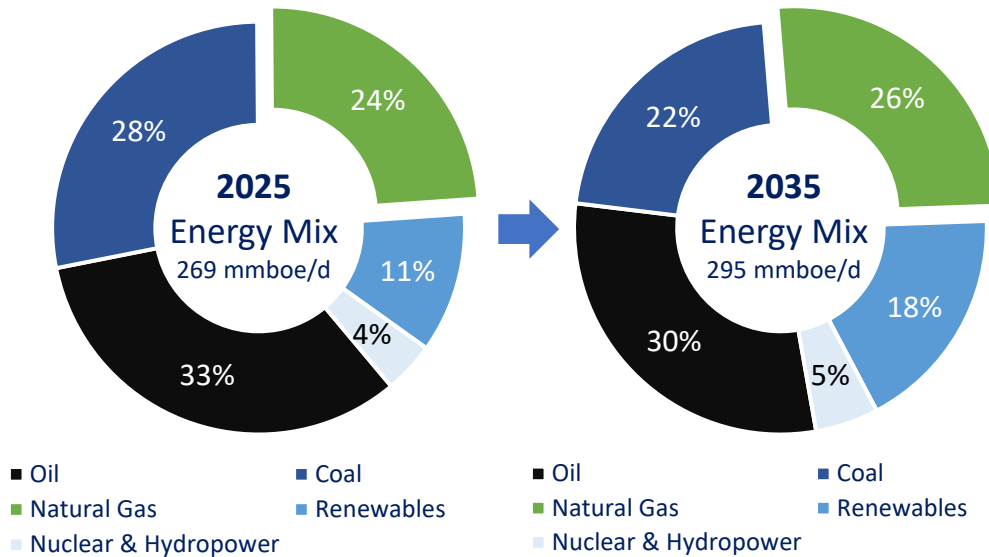
Strong contracted EBITDA with attractive commodity-linked upside

Golar's fully delivered run-rate Adjusted EBITDA¹ + Sensitivity to LNG FOB prices on SESA + Hilli/MKII FLNGs



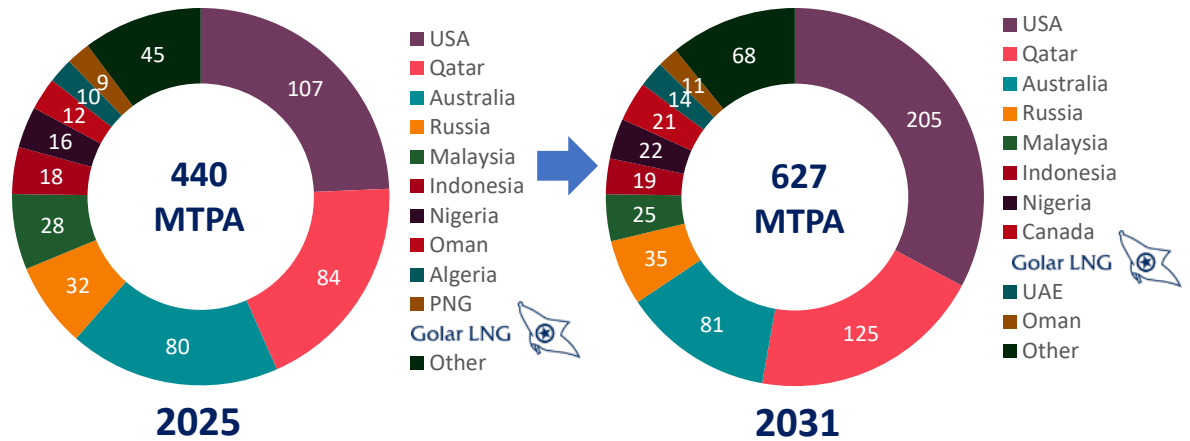
The LNG market in strong growth, with increasing dependence on US and Qatar

LNG: the second fastest energy source globally



- World energy demand estimated to grow by ~10% between 2025 and 2035
- Renewables is expected to be the fastest growing source of energy with ~80% growth during the period
- LNG is expected to be second fastest source of energy with a 42%+ growth rate in the period

Increased LNG supply concentration on US and Qatar:



- The LNG market is expected to grow by 42% between 2025 and 2031
- The world's two largest exporters US and Qatar are expected to increase market share from 42% to 53% of global supply
- US volumes is expected to be 33% of global supply, US export volumes are also the highest cost LNG production



Golar's FLNGs – opening new attractive geographies to LNG export

Overview of Global liquefaction plants



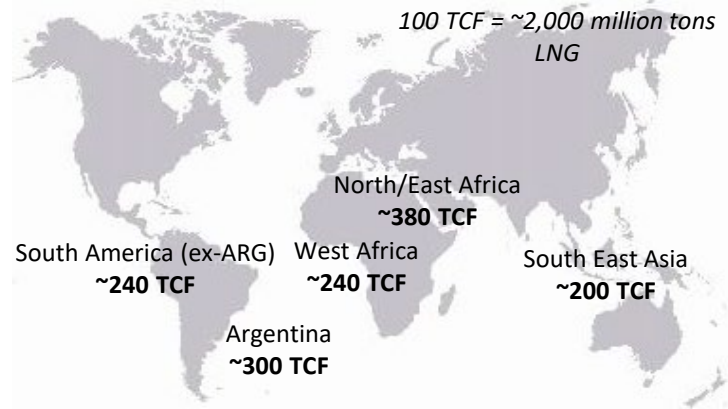
- Golar represents the only LNG export facility in the countries we deploy our FLNGs, including Cameroon, Mauritania, Senegal and Argentina
- There are still several countries with abundant proven gas reserves awaiting monetization
- We are in advanced commercial negotiations with established LNG exporters now considering to build incremental floating liquefaction capacity as opposed to land-based capacity
- Our FLNG technology enables attractive monetization of proven stranded, associated and flare natural gas resources globally
- Increasing concentration of global LNG supplies drives offtaker interest for new LNG export locations, as offtakers focus on energy security and diversification



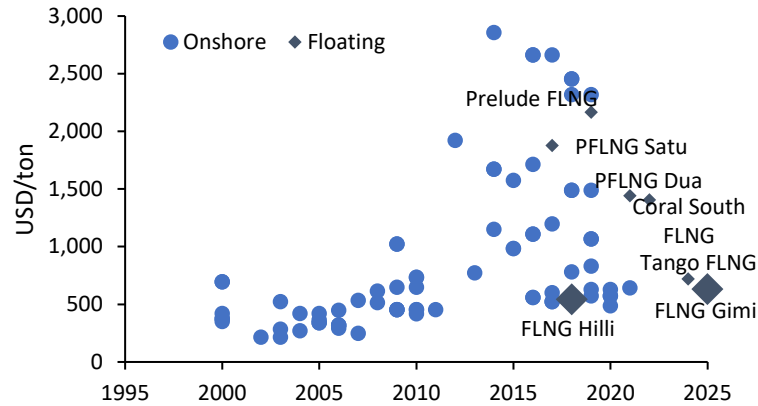
Competitive advantage of FLNG drives strong FLNG demand growth

Golar's fully delivered run-rate Adjusted EBITDA^{1,6} + Sensitivity to LNG FOB prices on SESA + Hilli/MKII FLNGs

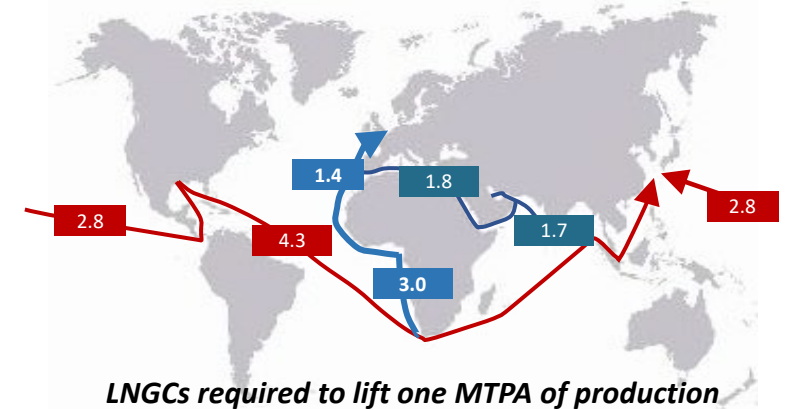
ATTRACTIVE GAS RESERVES FOR MONETIZATION



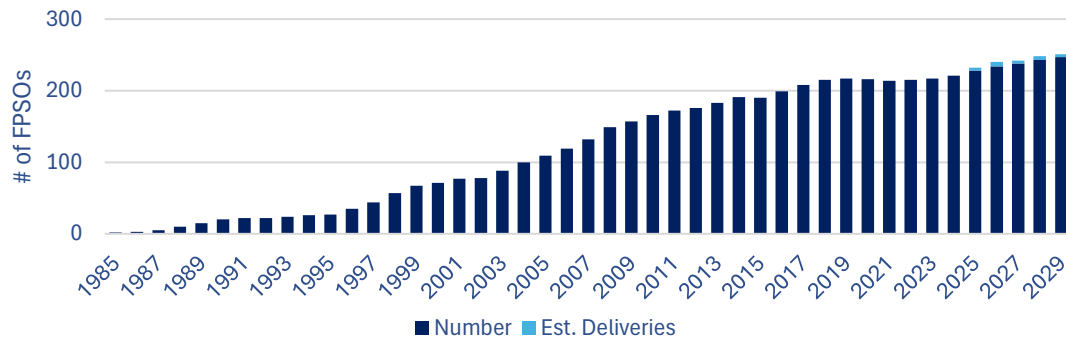
GOLAR'S FLNG: MARKET LEADING capex/TON



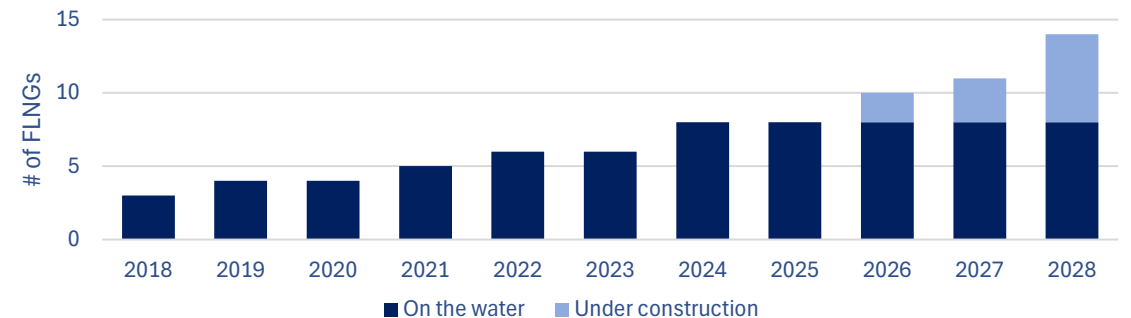
SHORTER SAILING DISTANCES TO LNG MARKETS



FPSO industry at ~250 units, growing 10-15 units per year



FLNG industry: 14 FLNGs, several projects in development



Floating is the future – FLNG industry growth resembling FPSO fleet development



Q1 Business update Group results Summary



Recent highlights & developments

Continued operational excellence with FLNG Gimi delivering 19% above its contractual day rate in Q1 2026 and 33rd cargo offload completed

FLNG Hilli maintained its 100% economic uptime with 152nd cargo offload completed


Strengthening of the FLNG market outlook and advancing deployment opportunities support reservation of long-lead items for future FLNG growth

Entered into a 10% investment in San Matías Pipeline S.A., developing the dedicated gas pipeline for the Hilli and MKII FLNG projects in Argentina

SESA and Securing Energy for Europe (“SEFE”) signed an 8-year sale and purchase agreement for up to two million tonnes of LNG per annum, commencing 2027





Commenced strategic review to maximize stakeholder value and accelerate FLNG growth. Appointed Goldman Sachs as financial advisor

Golar LNG



FLNG #1 | Hilli maintains market leading operational track record

FLNG Hilli highlights

	Start date of contract term (COD)	June 2018
	End date of current contract term	July 2026
	Number of cargoes offloaded – Q1 2026	4
	Number of cargoes offloaded to date	152
	LNG produced to date	10.55 MT
	Q1 2026 Adjusted EBITDA ¹	\$47m



- FLNG Hilli continued its market leading operational track record during the quarter, with **100% economic uptime since contract start-up in 2018**
- Contractor appointed for FLNG Hilli disconnection and transition works. Planned upgrade and life extension works to be performed in Singapore remain on track and on budget ahead of FLNG Hilli's transition from Cameroon to Argentina. Total spend to date of ~\$60m
- **20-year redeployment contract** with SESA, expected to start in H2 2027 contributing annual Adjusted EBITDA¹ of \$285m with an **Adjusted EBITDA backlog^{1,4} of \$5.7bn before commodity upside**



FLNG #2 | Gimi at all-time high production

FLNG Gimi highlights

Start date of contract term (COD) June 2025

End date of contract term June 2045



Number of cargoes offloaded – Q1 2026 10



Number of cargoes offloaded to date 33



LNG produced to date 2.45 MT



Q1 2026 Adjusted EBITDA¹ (100% basis) \$70m



- Continued strong operational performance from FLNG Gimi, with **Q1 2026 invoiced day rates 19% above contractual levels**
- Production above the contracted 2.4MTPA capacity is compensated monthly with a pro-rata increase to Adjusted EBITDA¹
- Golar is actively working with the GTA partners to identify and develop value enhancing initiatives for the GTA project, including operational efficiencies and debottlenecking of production capacity to improve the project's unit economics



FLNG #3 | MKII FLNG project on schedule and on budget

MKII progressing toward start-up in Argentina in 2028

- All conditions precedent successfully completed in October 2025 for 20-year contract of MKII FLNG with SESA in Argentina
- > \$8bn of Adjusted EBITDA backlog^{1,4} before commodity upside
- More than 10 million manhours completed without lost-time incidents, conversion over 60 % completed.
- Project on schedule for delivery from CIMC in Q4 2027, expected to commence operations in Argentina in H2 2028
- Total spend to date of ~\$1.2bn¹³, fully equity funded by Golar
- Advancing asset level financing options

Accommodation/LQ – 37 of 42 blocks installed



Topside module M03



Midship fabrication status – all blocks installed



Topside module M01



Argentina | FLNG required infrastructure on track for FLNG arrival

SESA's FLNG required infrastructure

- Execution of SESA infrastructure is materially advanced with approximately 90% of required FLNG Hilli and MKII FLNG infrastructure capex now awarded
- Completed 10% investment in San Matías Pipeline S.A. which will develop the dedicated Vaca Muerta gas pipeline supporting year-round gas supply for both FLNGs
- EPC awarded for the dedicated gas pipeline and associated compressor stations, significantly advancing long-term gas supply infrastructure for the project
- Infrastructure and execution activities continue to progress in line with planned FLNG Hilli and MKII FLNG project schedules

Construction activities progressing at the compressor station



Trenching activities completed as part of the pipeline construction works



Trenching activities for 14km onshore pipeline



Trenching activities for 2 x 5km offshore pipelines to FLNG mooring sites



FLNG #4 | Target to order within 2026

Commercial progress



Pipeline accelerating

Pace of commercial discussions has accelerated during Q1, with increasing commercial and technical focus from several strong upstream players



3 target regions

Active deployment discussions in Africa, Middle East and South America — targeting competitive gas resources with strong counterparties



FLNG: Enabler of choice

Recognized as the go-to technology for fast-track gas monetization

Execution readiness



Concept selection

Preferred FLNG #4 concept narrowed down following H2 2025 concept selection process



Securing long lead Items

Critical long lead equipment procurement underway to protect schedule



Donor vessels shortlisted

Inspections ongoing to identify the strongest conversion candidates



Shipyards pricing confirmed


Updated price and payment term submissions received from yards



Execution planning live

Shipyards and topside contractor alignment on execution approach in progress

The strengthening demand for energy security and diversification has further built momentum in commercial discussions for incremental FLNG units



Q1 Business update Group results Summary

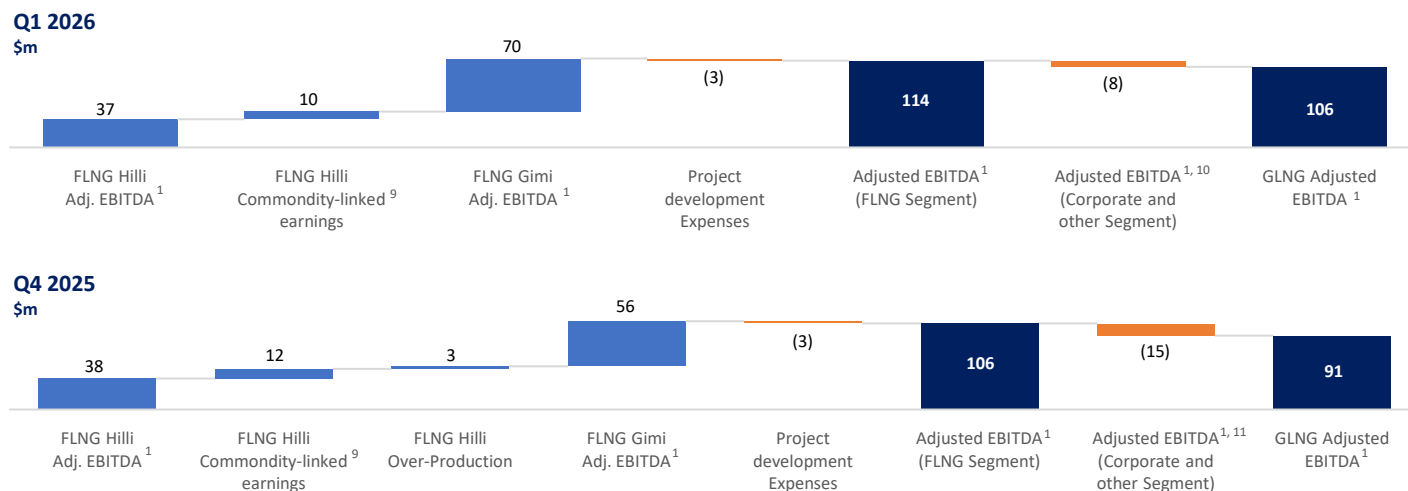


Financial performance | Q1 2026

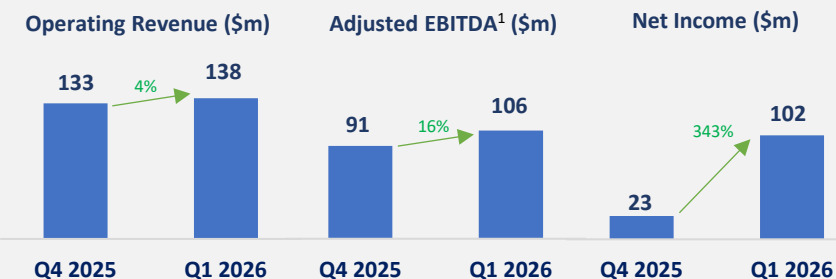
Q1 2026 quarterly financial highlights

	Q1 2026	Q4 2025
	\$m	\$m
Total operating revenue	138	133
Commodity-linked earnings ⁹	10	12
Net income	102	23
Adjusted EBITDA ¹	106	91

Adjusted EBITDA¹ bridge



Key Q1 2026 figures and recent financial updates



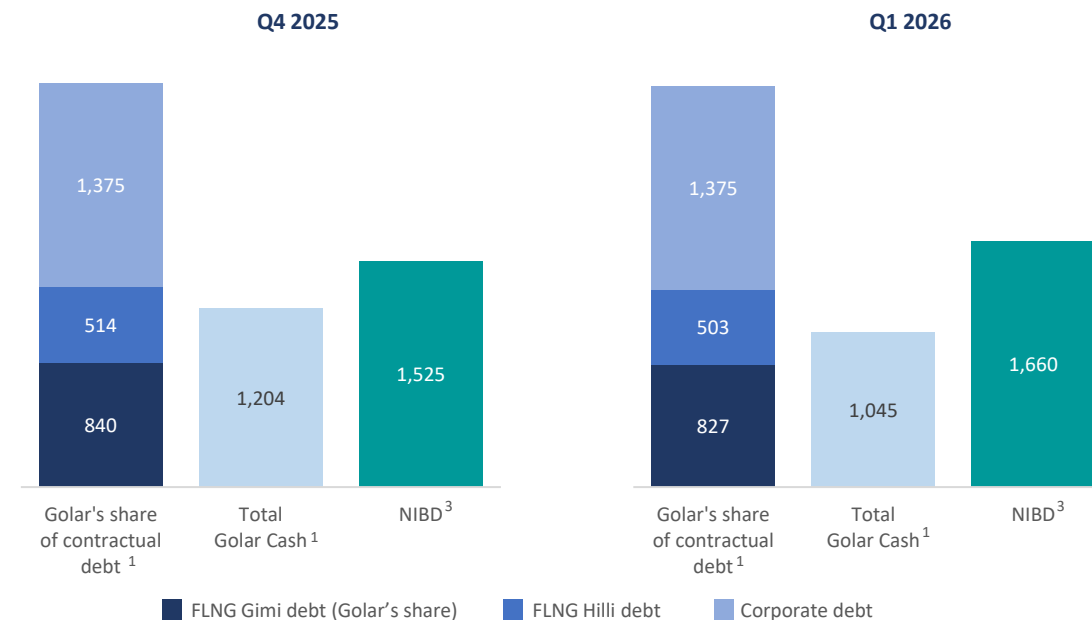
- Total operating revenues increased across in Q1 2026:
 - Continued operational excellence from FLNG Gimi, delivering approximately 19% above contractual day rates driven by strong production performance, ambient conditions and ongoing operational optimization
 - FLNG Hilli maintained its record of 100% commercial uptime, continuing its strong operational track record
- Paid quarterly dividend of \$0.25/share for Q4 2025 and declared quarterly dividend of \$0.25/share for Q1 2026

Balance sheet flexibility with capacity to fund FLNG growth

Q1 2026 financial highlights

	Q1 2026	Q4 2025
	\$m	\$m
Golar's share of contractual debt ¹	2,705	2,729
Total Golar cash ¹	1,045	1,204
Net interest-bearing debt ("NIBD")³	1,660	1,525
<u>Credit metrics:</u>		
Golar's LTM Adjusted EBITDA ^{1,5}	274	232
NIBD ³ / Golar's 2025 LTM Adjusted EBITDA ^{1,5}	6.1x	6.6x
Golar's fully delivered Run-Rate Adjusted EBITDA (2028) ^{1,6}	800	
Fully delivered NIBD ¹² / Golar's fully delivered Run-Rate Adjusted EBITDA (2028) ^{1,6}	3.4x	

Movement in NIBD³



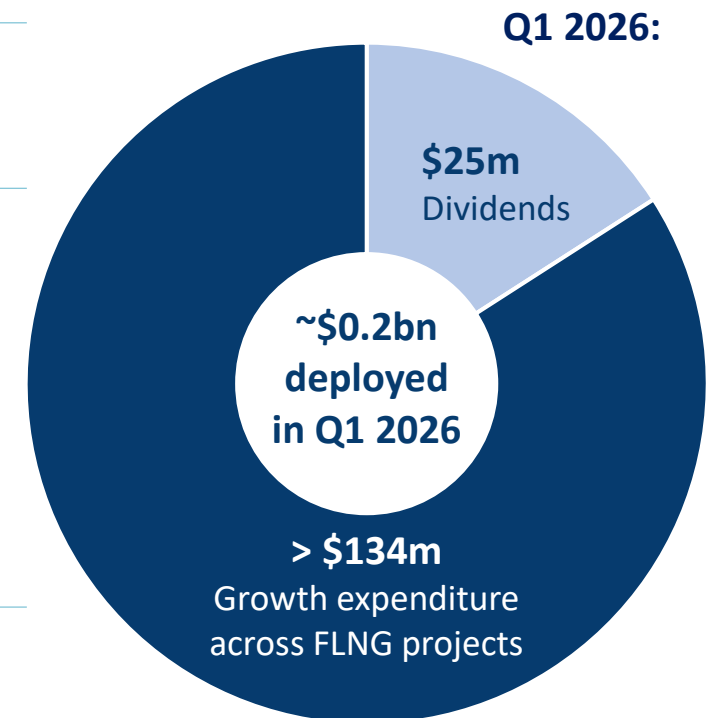
- Potential for significant liquidity release from financing of the MKII FLNG and optimization of FLNG Hilli financing
- MKII FLNG is currently unencumbered, with \$1.2bn¹³ equity-funded spend to date
- Advancing MKII FLNG asset financing options
- Terms and timing of further debt optimization will be dependent on timing of incremental FLNG growth units

Capital allocation policy

- Majority of operating cash flow after debt service to be allocated to shareholder returns
- Liquidity released from debt financing proceeds to be allocated to fund accretive FLNG growth

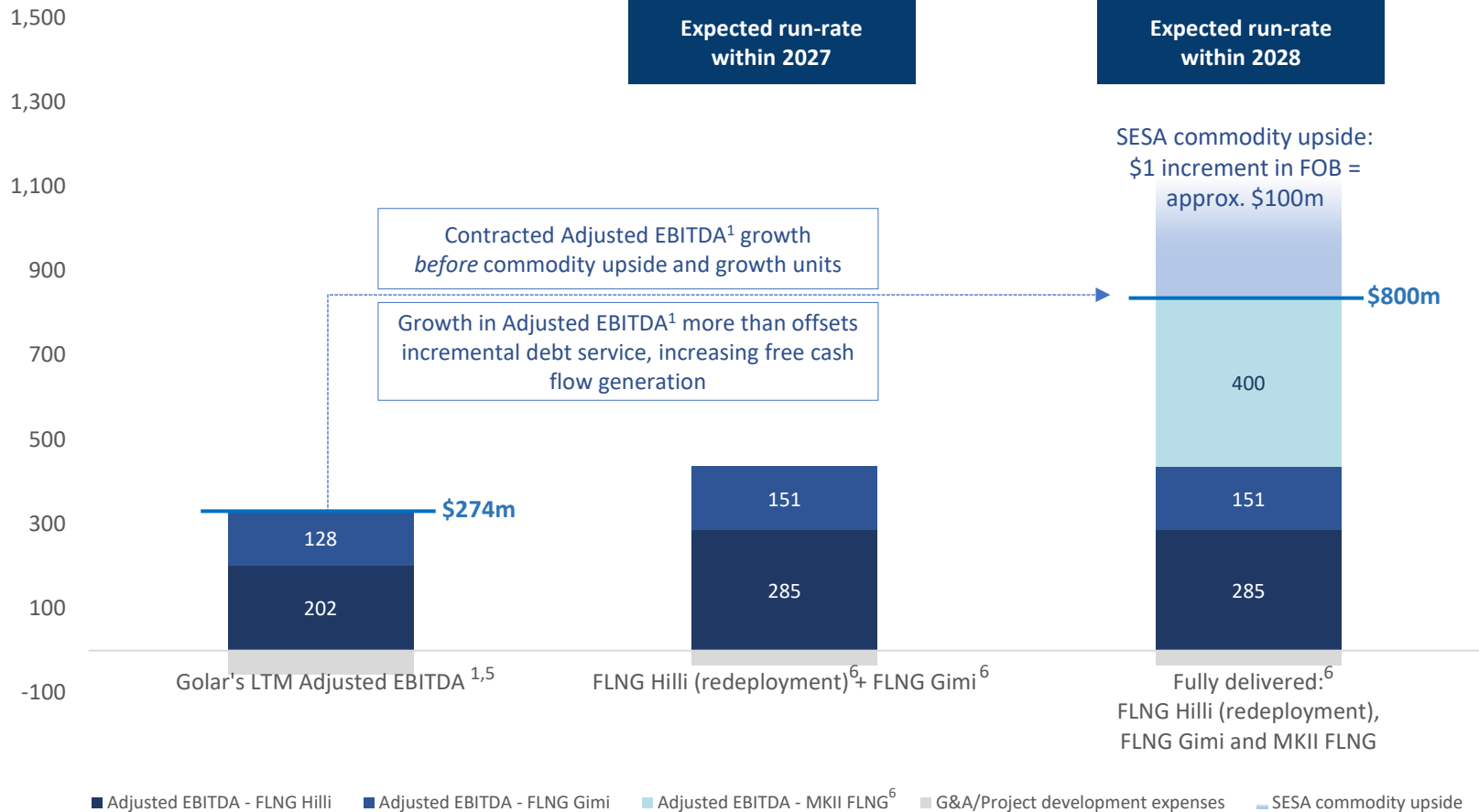
Priorities:

<p>Maintain strong liquidity</p>	<p>\$1.0bn Total Golar Cash¹ balance \$1.2bn MKII spend to date¹³ funded 100% by equity</p>
<p>Balance sheet flexibility</p>	<p>Significant incremental debt capacity on FLNG Hilli and MKII Enhancing financial capacity for future FLNG growth Improve cost of capital</p>
<p>Attractive FLNG growth</p>	<p>Target to order 4th FLNG unit within 2026 Target long-term contracts at 5-6x capex-to-Adjusted EBITDA¹</p>
<p>Return excess capital to shareholders</p>	<p>Current dividend run-rate of \$1/share, pathway to \$5/share before commodity upside and incremental FLNG growth</p>



Pathway to multiple increase in shareholder returns

A step-change in Golar's Adjusted EBITDA^{1,5} : \$274m LTM to > \$800m⁶ fully delivered



Golar's LTM Adjusted EBITDA^{1,5} of \$274m at Q1 2026, set to increase to \$800m⁶ once fully delivered

Contracted Adjusted EBITDA¹ growth set to outpace incremental debt service, unlocking potential for multiple increase in shareholder returns

Further free cash flow generation upside in SESA contracts:
 \$1/MMBtu increase in FOB = up to \$100m per year or \$1+ dividend/share

Increased utilization on FLNG Gimi results in a pro-rata increase in Adjusted EBITDA¹

20-year average remaining contract duration provides long term visibility of attractive shareholder returns

Menu of Golar's capital market instruments

Golar equity listed on Nasdaq

Market cap of \$5.7bn²

Daily liquidity of \$100m+




Unsecured Bonds

Net outstanding:

\$300m 7.75% maturing Sept 2029

\$500m 7.50% maturing Oct 2030

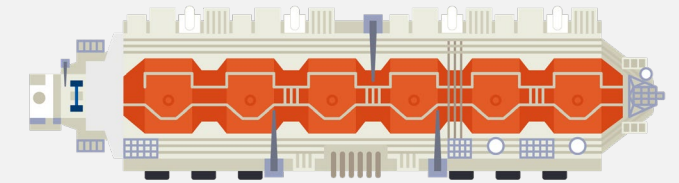


Convertible Bond

\$575m 2.75% maturing

Dec 2030

40% conversion premium



Q1 Business update Group results Summary



Focus on continued value creation

Near-term value drivers

- **Increasing commodity prices boost earnings on FLNG Hilli's** existing contract with Perenco until mid-July 2026
- **Increased utilization on FLNG Gimi** results in a **pro-rata increase in Adjusted EBITDA¹**
- Potential asset level **debt optimization** of FLNG Hilli and MKII FLNG with potential to **release significant liquidity to fund FLNG #4 and enhance returns on equity**
- **Start-up of 20-year FLNG Hilli contract in Argentina in 2027**
- **Target to order 4th FLNG unit within 2026**
- Global energy market disruption builds **momentum in commercial discussions** and **increases contractual commodity-linked EBITDA**

Longer-term value drivers

- Commercial pipeline of **new accretive FLNG projects**
- **Commodity exposure on SESA contracts** (25% share across ~6 MTPA FLNG contracts + 10% equity stake in SESA)
- **Start-up of 20-year MKII FLNG contract in Argentina in 2028** resulting in **fully delivered Adjusted EBITDA^{1,6} of \$800m/year**
- **Capacity for multiple increase in shareholder returns** supported by **long-term cashflow visibility**
- Structural **LNG demand growth beyond 2030**
- **Focused FLNG strategy** with **proven FLNG conversion expertise** and **operational track record**

The NPV of Golar is increasing daily until both FLNGs are operational in Argentina



Summary



The only proven service provider of FLNG

Delivered 185 LNG cargoes

\$17bn+

Adjusted EBITDA backlog^{1,4} of ~\$17bn before commodity upside and inflationary adjustments

All existing assets with 20-year contracts

\$800m/yr

Golar's LTM Adjusted EBITDA^{1,5} run-rate set to increase to \$800m⁶ by 2028

Adjusted EBITDA¹ growth set to outpace incremental debt service, unlocking step-change shareholder returns

3.4x

Balance sheet flexibility to add growth units, Golar's fully delivered net debt¹² to Adjusted EBITDA^{1,6} ratio of approx. 3.4x

Golar cash position of \$1.0bn¹ provides capacity to fund additional FLNG growth, accretive to FCFE

Growth

Strategically positioned for FLNG growth

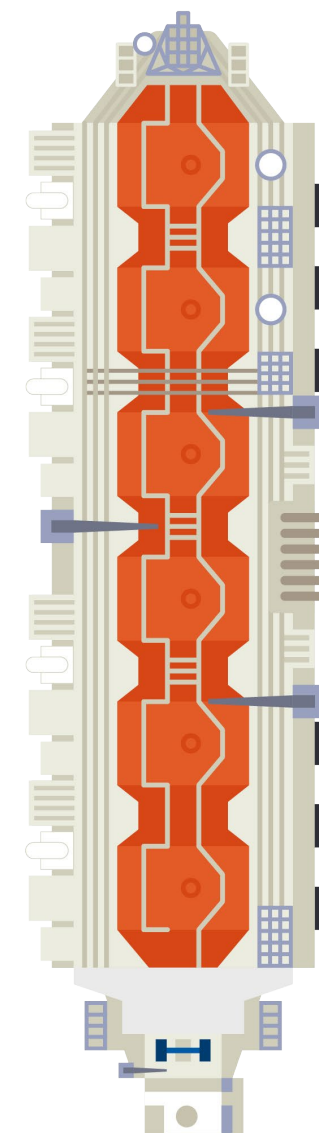
Strengthening FLNG market outlook and advancing deployment opportunities support strategic positioning for Golar's next FLNG expansion phase



Focus on Shareholder returns

Share buyback program; \$1.00 per year dividend run-rate

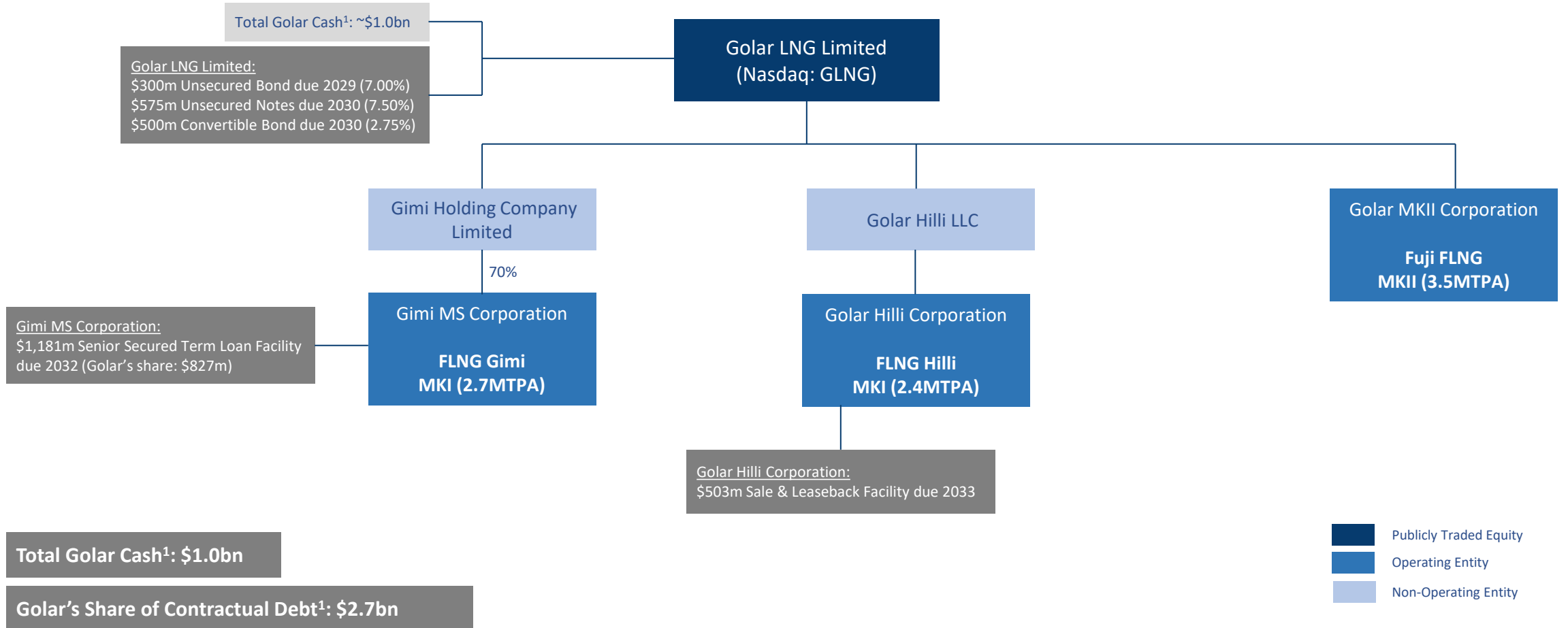
Golar LNG



Appendix



Appendix: Golar Q1 2026 Debt Summary



Appendix: Fleet summary

Vessel Name	Year of Delivery from Shipyard	Liquefaction Capacity (MTPA)	Flag	Type	Ownership	Counterparty	Current Contract Expiration/ Commencement
FLNG Hilli	2017	2.45	Marshall Islands	FLNG Moss	100%	Perenco/SNH SESA	July 2026 20-year contract to commence H2 2027
FLNG Gimi	2023	2.7	Marshall Islands	FLNG Moss	70%	bp	20 years from COD
MKII FLNG	Under conversion	3.5	Marshall Islands	Moss	100%	SESA	20-year contract to commence in 2028

Appendix: Adjusted EBITDA¹ reconciliation

	Three Months Ended		
	March 31,	December 31,	March 31,
(in thousands of \$)	2026	2025	2025
Net Income	101,804	23,148	12,939
Income tax expense	923	1,901	179
Net income before income taxes	102,727	25,049	13,118
Depreciation and amortization	16,305	12,203	12,638
Unrealized (gain)/loss on oil and gas derivative instruments	(33,501)	20,553	25,001
Other non-operating income	(3,314)	-	-
Interest income	(10,319)	(10,926)	(8,699)
Interest expense, net	24,380	23,636	-
(Gain)/loss on derivative instruments, net	(3,587)	(2,269)	6,795
Other financial items, net	1,409	11,412	2,292
Net loss/(income) from equity method investments	1,213	1,032	(10,209)
Sales-type lease receivable in excess of interest income ¹	10,263	10,314	-
Adjusted EBITDA¹	105,576	91,004	40,936

Appendix: Endnotes

1. Non-GAAP Measures: Please see our Q1 2026 earnings release for a reconciliation to the most comparable US GAAP measure and the rationale for the adjustments: <https://www.golarlng.com/investors/quarterly-reports/2026>
2. Shares issued and outstanding as of May 19, 2026: 102.1m; GLNG share price as of May 19, 2026: \$55.65
3. Net interest-bearing debt (NIBD): Comprised of Golar's share of Contractual debt¹ less Total Golar Cash¹
4. Golar's Adjusted EBITDA backlog : Represents Golar's share of forecasted earnings before commodity exposure and inflationary adjustment from (1) the remaining Hilli contract period with Perenco, (2) FLNG Gimi 20-year contract (excluding 30% minority interest), (3) FLNG Hilli's 20-year redeployment with SESA and (4) MKII FLNG 20-year contract with SESA.
5. Golar's LTM Adjusted EBITDA : Represents Golar's last twelve months Adjusted EBITDA, excluding 30% minority interest of Gimi FLNG's results – Q1 2026: \$84m; Q4 2025: \$74m; Q3 2025: \$69m; Q2 2025: \$47m.
6. Golar's fully delivered Adjusted EBITDA (2028 Run-Rate): comprised of \$151m FLNG Gimi annual Adjusted EBITDA¹ (excluding 30% minority interest), \$285m FLNG Hilli annual Adjusted EBITDA¹ for the SESA contract commencing in 2027 (before inflationary adjustments and commodity upside for FLNG asset level and 10% shareholding profit-share), \$400m MKII FLNG annual Adjusted EBITDA for the SESA contract commencing in 2028 (before inflationary adjustments and commodity upside for FLNG asset level and 10% shareholding profit-share), net of Golar forecast general and administrative and project development expenses of \$36m.
7. GLNG's share of Hilli + MKII Commodity upside: Represents our 25% share FLNG Hilli and MKII FLNG combined production above prices of \$8/MMBtu.
8. GLNG Share of SESA's Adjusted EBITDA: Represents our 10% shareholding profit-share over \$7.5/MMBtu.
9. FLNG Hilli commodity-linked earnings: comprised of the realized gain/(loss) on oil and gas derivative instruments presented in the "Realized and unrealized gain/(loss) on oil and gas derivatives" of our consolidated statement of operations.
10. Corporate and others segment Q1 2026 Adjusted EBITDA: comprised of \$6m total operating revenues, \$2m vessel operating expenses, and \$12m administrative and project development expenses.
11. Corporate and others segment Q4 2025 Adjusted EBITDA: comprised of \$6m total operating revenues, \$10m vessel operating expenses, \$5m administrative and project development expenses, and \$6m one off other operating expenses.
12. Fully delivered net debt: calculated using Golar's net interest-bearing debt adjusted for remaining capex commitments for MKII FLNG conversion, FLNG Hilli redeployment, SESA and San Matías Pipeline S.A. capital contributions and adjusted for operating cashflows after debt service for the period prior to the existing FLNG assets being fully delivered.
13. Total MKII FLNG conversion spend to date including donor vessel.



Appendix: Abbreviations used

BBL	Barrel
COD	Commercial Operations Date
CPI	Consumer Price Index
EBITDA	Earnings before interest, taxes, depreciation and amortization
EJ	Exajoule
EPC	Engineering, Procurement and Construction
FCFE	Free Cash Flow to Equity
FLNG	Floating Liquefaction Natural Gas vessel
FPSO	Floating Production, Storage and Offloading unit
FOB	Freight On Board
JKM	Japan Korea Marker
LNG	Liquefied Natural Gas
LTM	Last Twelve Months
MKI	Mark I FLNG design
MKII	Mark II FLNG design (or MKII FLNG)
MKIII	Mark III FLNG design
mmboe	Millions of barrels of oil equivalent
MMBtu	Million British Thermal Units
MT	Million Tons
MTPA	Million Tons Per Annum
p.a.	per annum/per year
SEFE	Securing Energy for Europe
TCF	Trillion Cubic Feet
TTF	Title Transfer Facility

